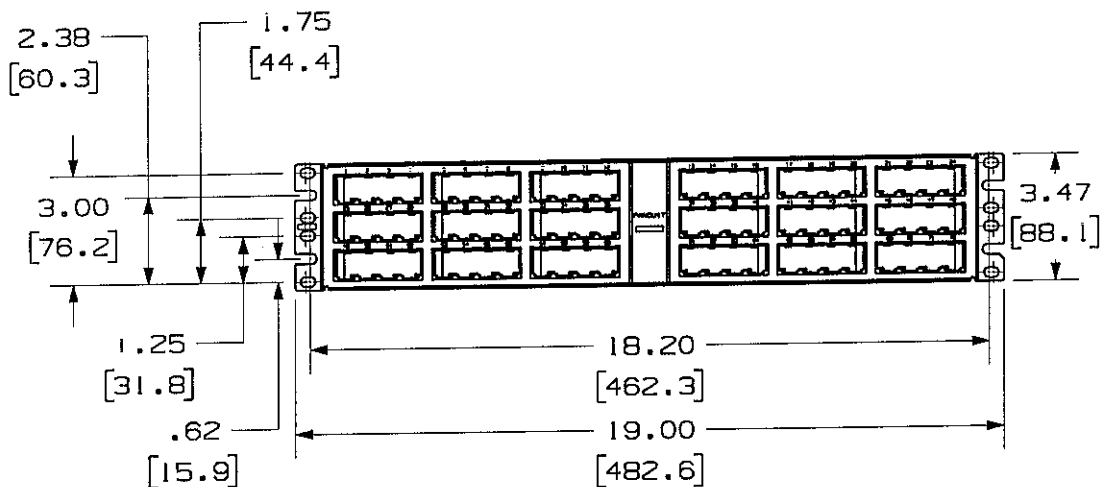
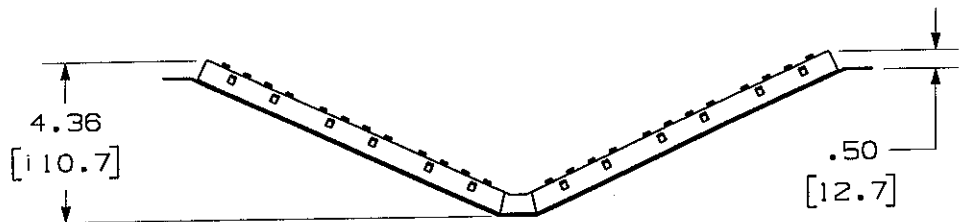
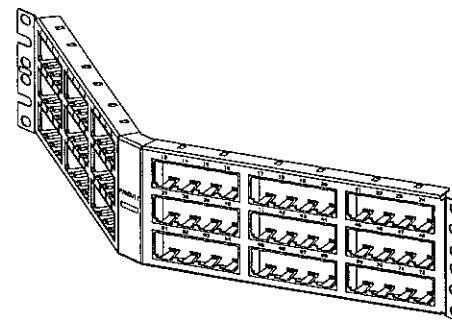


THIS COPY IS PROVIDED ON A RESTRICTED BASIS AND IS NOT TO BE USED IN ANY WAY DETRIMENTAL TO THE INTERESTS OF PANDUIT CORP.



PANDUIT P/N	WEIGHT
CPPA72FMWBL	.75 LB/EACH PC (339.84 g/EACH PC)

- NOTES:
- SEE CURRENT CATALOG FOR ADDITIONAL PART NUMBER SUFFIXES TO INDICATE COLOR AND OR PACKAGE QUANTITY.
 - SEE CATALOG FOR COMPLETE LIST OF PARTS APPLICABLE FOR USE WITH THIS PART.
 - DIMENSIONS IN PARENTHESES ARE IN METRIC.
 - PART INCLUDES:
 - 1- METAL STAMPING
 - 6- 12 POSITION FACEPLATE
 - 1- SCREW KIT (INCLUDES FOUR #12-24 SCREWS)
 - 1- SCREW KIT (INCLUDES FOUR M6 SCREWS)



NETWORK SYSTEMS
MAY 26 2006
ENGINEERING DEPT

MODEL FILENAME	M01770AB_CPPA72FM_01.PRT	SIZE	A
DRAWING FILENAME	M02479CY_DC79_00A.PRT		
MINI-COM MODULAR ANGLED 72 PORT FACEPLATE FLUSH MOUNT PATCH PANEL CUSTOMER DRAWING			
I.I. NUMBER	N/A	PRODUCT SPEC	N/A
WORK INSTRUCTION	N/A	SCALE	NONE
PART NO.	CPPA72FMWBL	DRAWING NO.	02479-079
MATERIAL	STAMPING: C.R.S. FACEPLATE: ABS		

REV	DATE	BY	CHK	DESCRIPTION	ECN	R	CUST	SUP	OTH
R	3-11-06	JsP	M/D	RELEASED TO PRODUCTION	02479-079				



ALL DIMENSIONS ARE GIVEN IN INCHES, UNLESS OTHERWISE SPECIFIED.
DIMENSIONAL TOLERANCES ARE:
(.X1) ± (.XXX) ± .010(.3)
(.XX) ± .02(.8) ANGLES ±

THIRD ANGLE PROJECTION
DRAWN BY JsP
DATE 3-11-06
CHK'D M/D